

Art. **N30412**

VOLKSWAGEN CADDY

2000
01/21 →

VOLKSWAGEN CADDY LIFE

2000
01/21 →


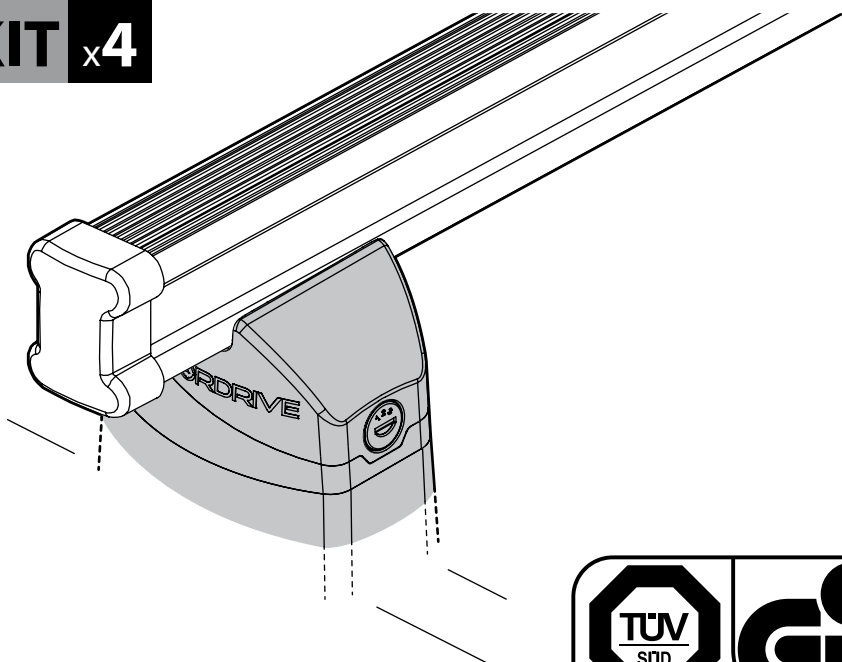
**VOLKSWAGEN CADDY
MAXI**

2000
01/21 →

**VOLKSWAGEN CADDY
MAXI LIFE**

2000
01/21 →

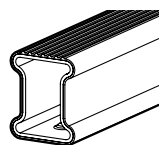
KIT x4



- ① ADATTO PER
- Ⓒ SUITABLE FOR
- Ⓕ INDIQUÉ POUR
- Ⓓ GEEIGNET FÜR
- Ⓔ ADECUADA PARA

**NORDRIVE
KARGO SERIES**

- ① ISTRUZIONI DI MONTAGGIO
- Ⓒ FITTING INSTRUCTIONS
- Ⓓ MONTAGEANLEITUNG
- Ⓕ INSTRUCTIONS DE MONTAGE
- Ⓔ ISTRUCCIONES DE MONTAJE
- Ⓖ INSTRUÇÕES DE MONTAGEM
- Ⓗ MONTAGE-INSTRUCTIES
- Ⓒ MONTERINGSANVISNING
- Ⓕ ASENNUSOHJE
- Ⓔ PAIGALDUSJUHEND
- Ⓕ STIPRINĀŠANAS INSTRUKCIJA
- Ⓕ PRITVIRTINIMO INSTRUKCIJOS
- Ⓕ INSTRUKCJA MONTAŻU
- Ⓕ Инструкции по установке
- Ⓕ NÁVOD NA MONTÁŽ
- Ⓕ NÁVOD NA MONTÁŽ
- Ⓕ NAVODILA ZA PRITRJEVANJE
- Ⓕ UPUTA ZA SASTAVLJANJE
- Ⓕ A FELSZERELÉS MÓDJA
- Ⓕ Οδηγίες συναρμολόγησης
- Ⓕ MONTAJ TALIMATLARL
- Ⓕ ИНСТРУКЦИИ ЗА МОНТАЖ
- Ⓕ UPUTSTVA ZA MONTAŽU

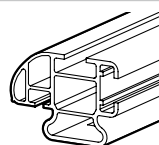


Kargo
ACCIAIO
Steel

- ① BARRE KARGO
- Ⓒ KARGO BARS
- Ⓕ BARRES KARGO
- Ⓓ DACH-LASTENTRÄGER KARGO
- Ⓔ BARRES KARGO

150cm

Art. **N10010** x2

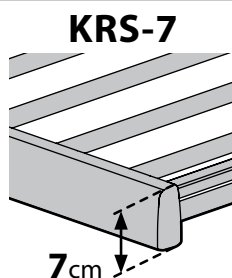


Kargo-Plus
ALLUMINIO
Aluminium

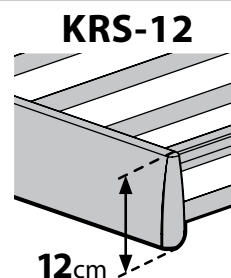
- ① BARRE KARGO-PLUS
- Ⓒ KARGO-PLUS BARS
- Ⓕ BARRES KARGO-PLUS
- Ⓓ DACH-LASTENTRÄGER KARGO-PLUS
- Ⓔ BARRES KARGO-PLUS

150cm

Art. **N10040** x2



7cm

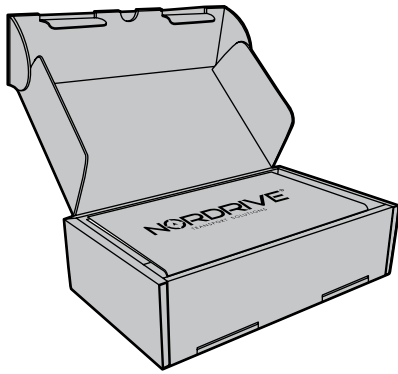


12cm

- ① CESTE PORTATUTTO KRS-7 / KRS-12
- Ⓒ KRS-7 / KRS-12 VAN ROOF RACKS
- Ⓕ GALERIE KRS-7 / KRS-12
- Ⓓ DACHKÖRBEIN KRS-7 / KRS-12
- Ⓔ BACAS KRS-7 / KRS-12

NORDRIVE®

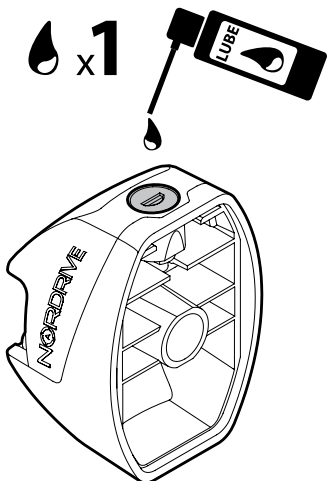
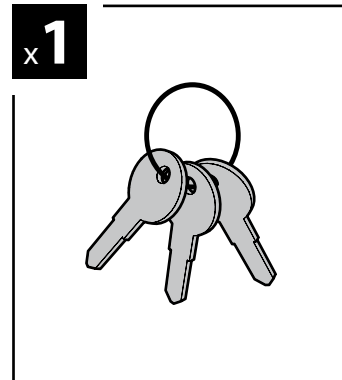
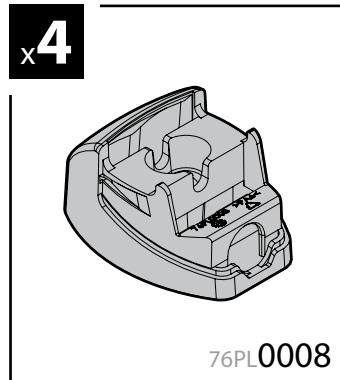
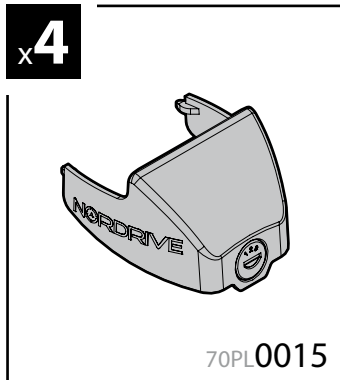
TRANSPORT SOLUTIONS



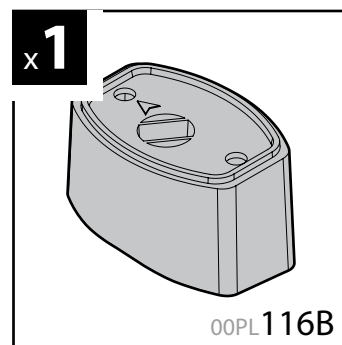
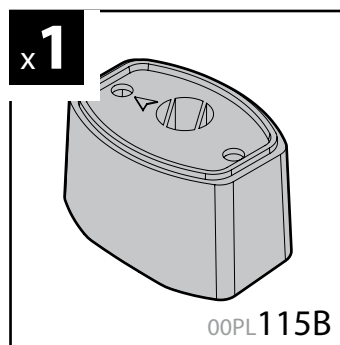
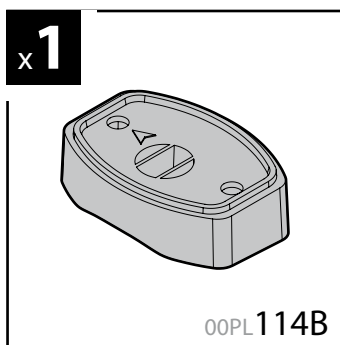
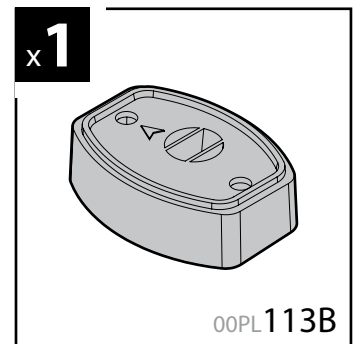
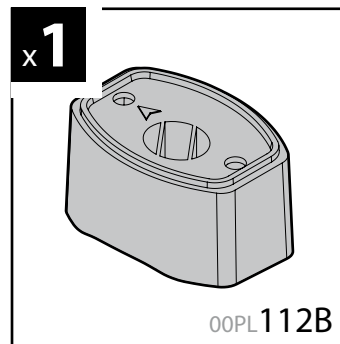
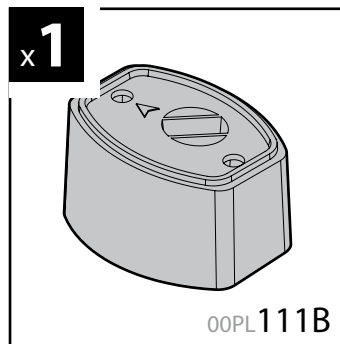
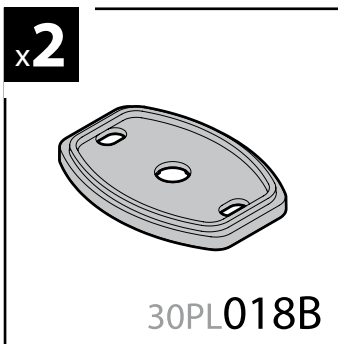
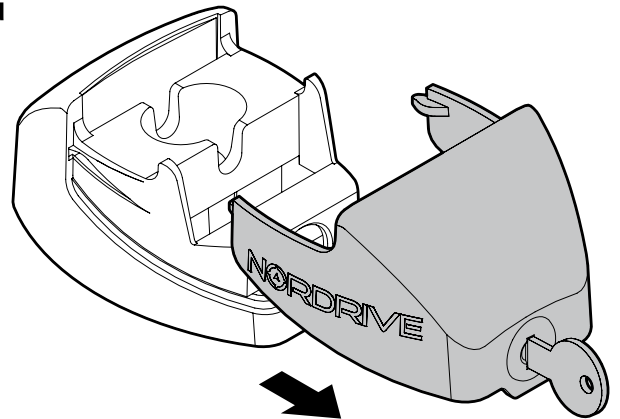
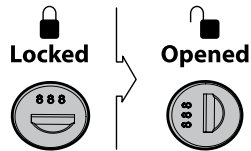
NORDRIVE[®]

TRANSPORT SOLUTIONS

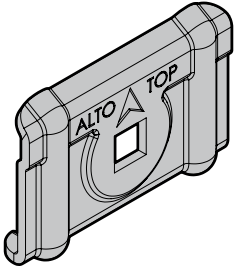
Art. **N30412**



1 x Year

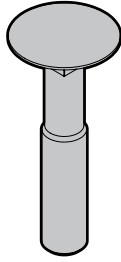


x8



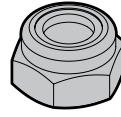
40FE001

x4



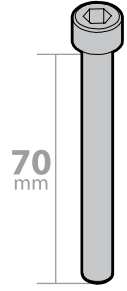
60BQ8045

x4



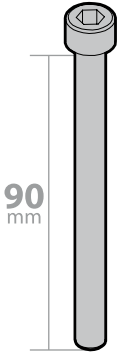
62BB0800

x2



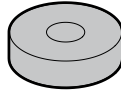
M8x70
60CE8070

x4



M8x90
60CE8090

x4



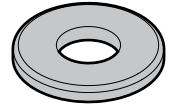
80GO028B

x4



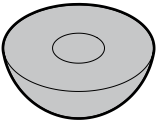
61ED0815

x4



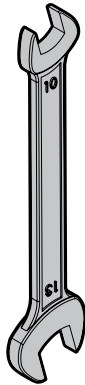
ø8 - ø16
61FN0816

x4



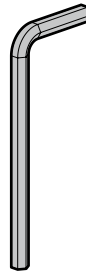
60RC003

x1

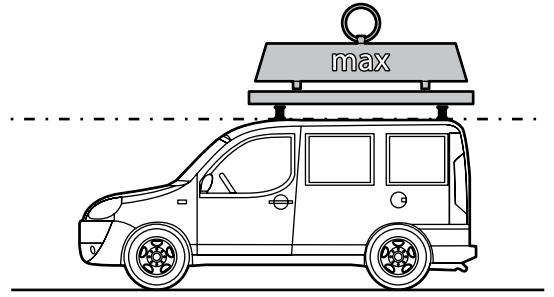
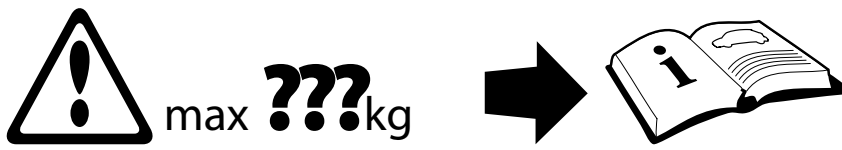
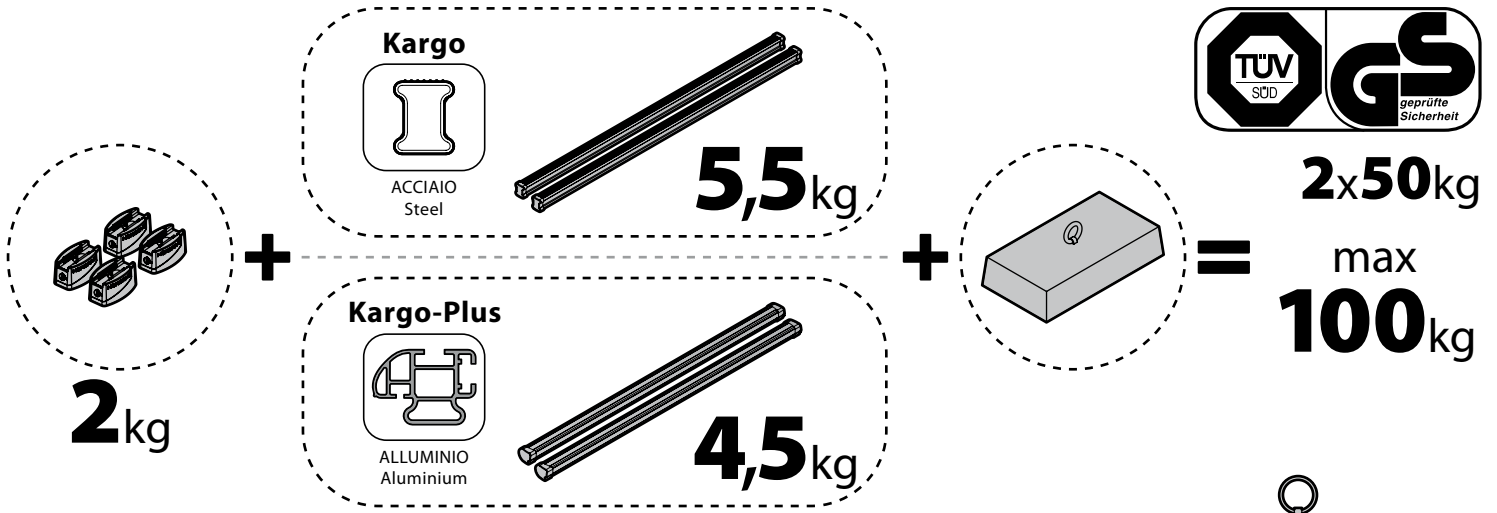


72FE0001

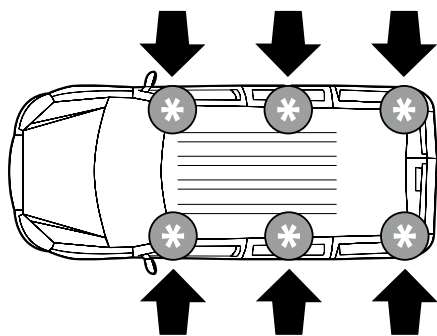
x1




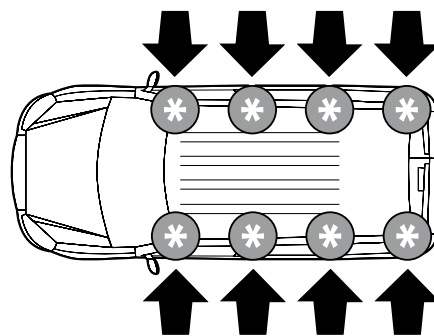
72FE0003



VW CADDY
LIFE
2000 01/21 →



VW CADDY
MAXI LIFE
2000 01/21 →



(I) ISTRUZIONI DI MONTAGGIO
 (GB) FITTING INSTRUCTIONS
 (D) MONTAGEANLEITUNG
 (F) INSTRUCTIONS DE MONTAGE
 (E) ISTRUCCIONES DE MONTAJE
 (P) INSTRUÇÕES DE MONTAGEM
 (NL) MONTAGE-INSTRUCTIES
 (S) MONTERINGSANVISNING

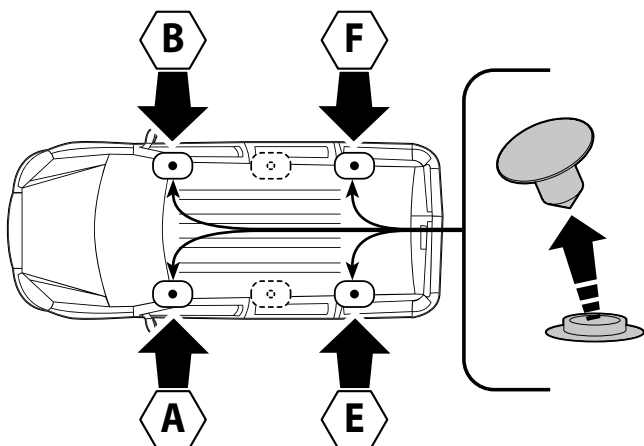
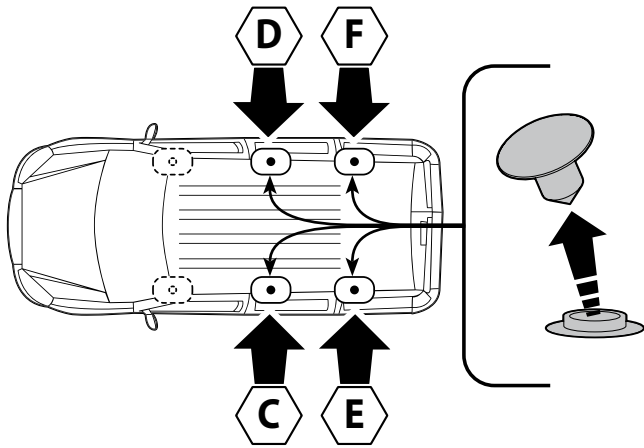
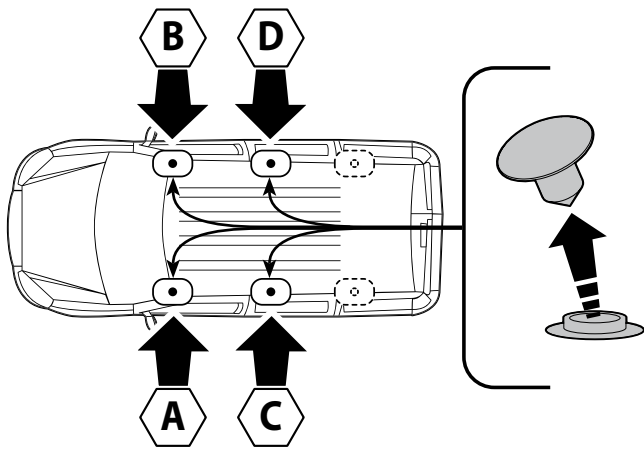
(FIN) ASENNUSOHJE
 (EST) PAIGALDUSJUHEND
 (LAT) STIPRINĀŠANAS INSTRUKCIJA
 (LT) PRITVIRTINIMO INSTRUKCIJOS
 (PL) INSTRUKCJA MONTAŻU
 (RUS) Инструкции по установке
 (CZ) NÁVOD NA MONTÁŽ
 (SK) NÁVOD NA MONTÁŽ

(SLO) NAVODILA ZA PRITRJEVANJE
 (HR) UPUTA ZA SASTAVLJANJE
 (H) A FELSZERELÉS MÓDJA
 (GR) Οδηγία συναρμολόγησης
 (TR) MONTAJ TALIMATLARI
 (BG) ИНСТРУКЦИИ ЗА МОНТАЖ
 (SRB) UPUTSTVA ZA MONTAŽU

1

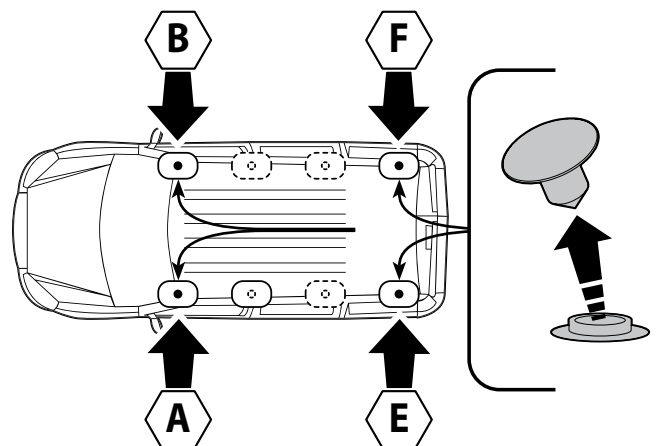
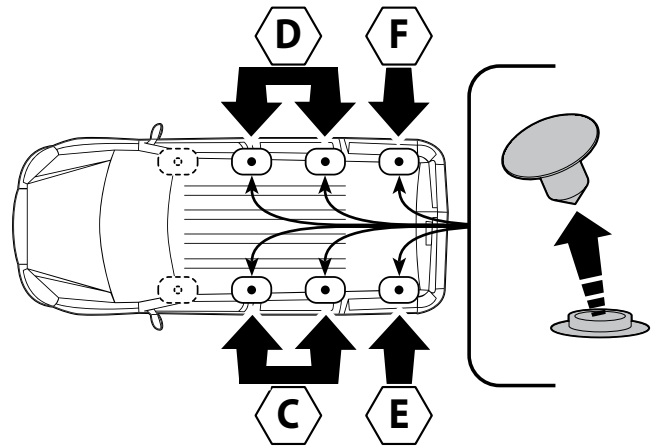
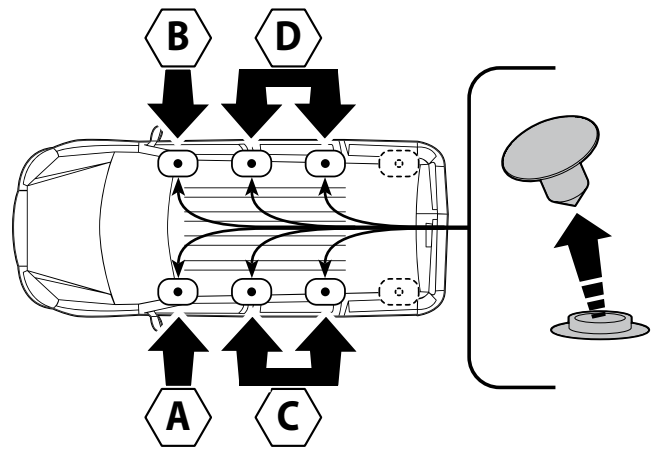
VOLKSWAGEN CADDY / CADDY LIFE

2000 01/21 →



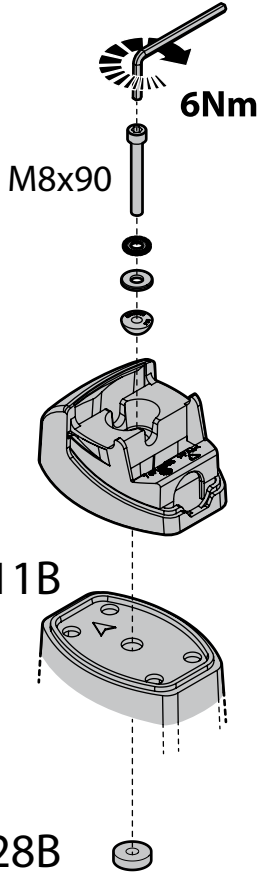
VOLKSWAGEN CADDY MAXI / MAXI LIFE

2000 01/21 →



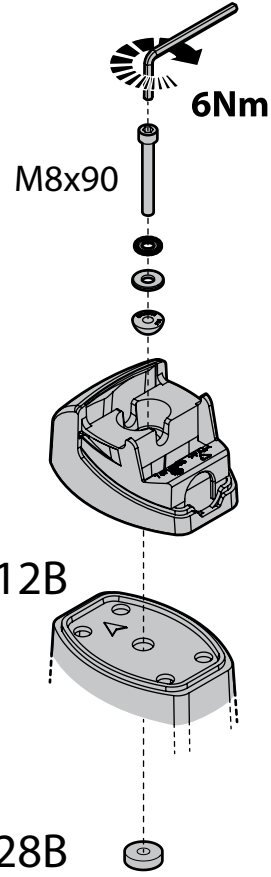
2

A



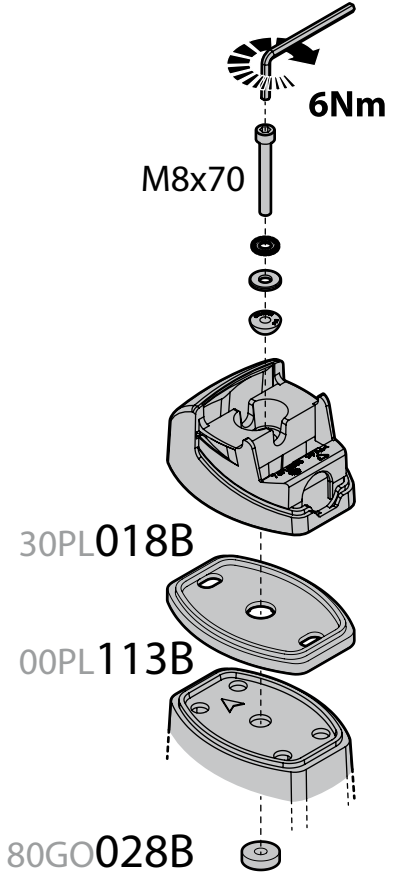
2

B



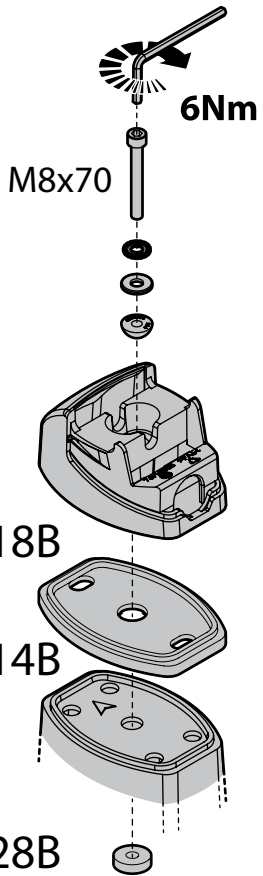
2

C



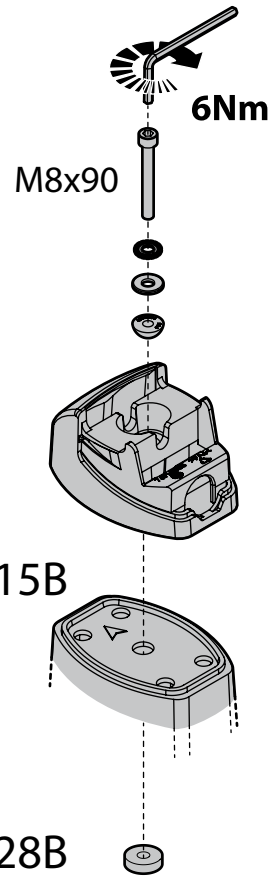
2

D



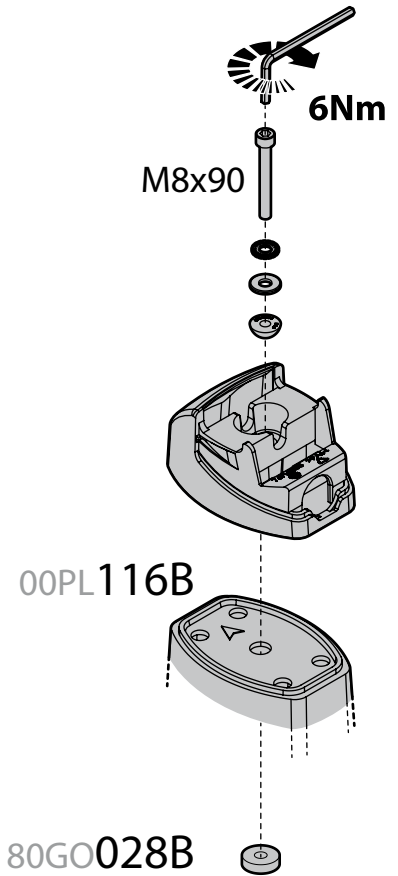
2

E



2

F





ATTENZIONE WARNING



Kargo

A

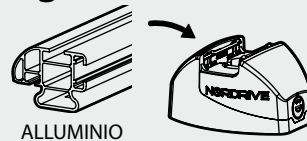


ACCIAIO
Steel

MONTAGGIO DIRETTO
SUI KIT PIEDI SPECIFICI
DIRECTLY ON FOOT KITS
BEFESTIGUNGSFÜSSE

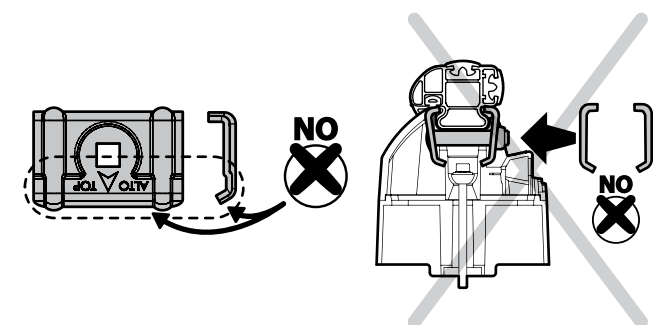
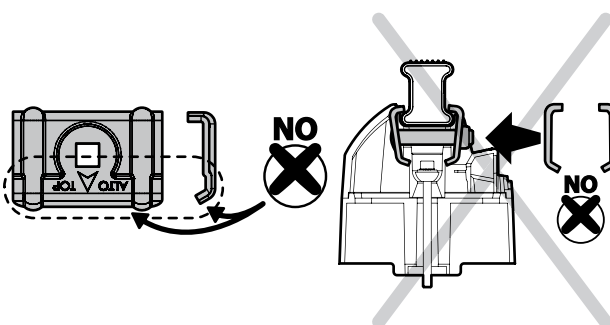
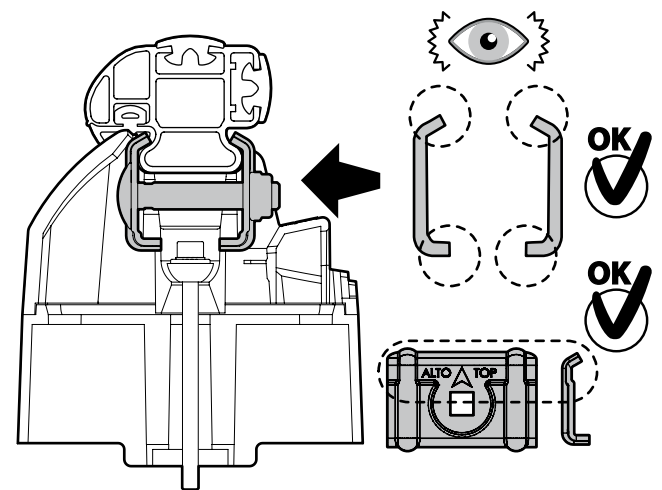
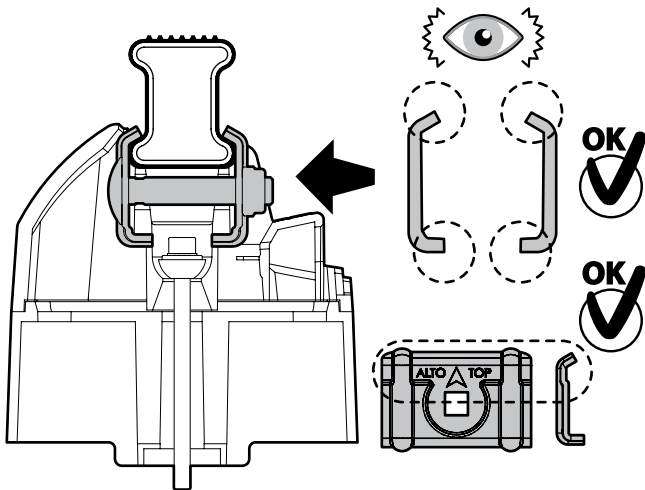
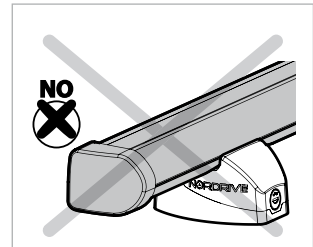
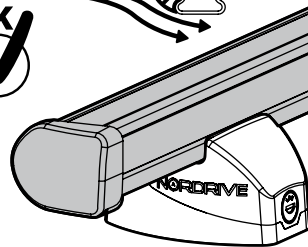
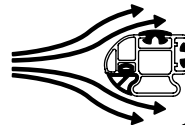
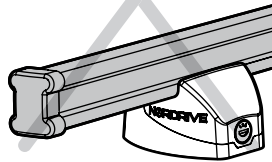
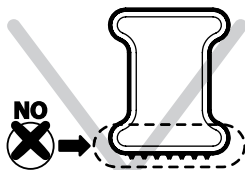
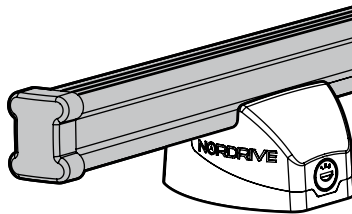
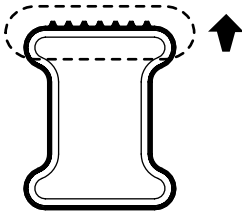
Kargo-Plus

B

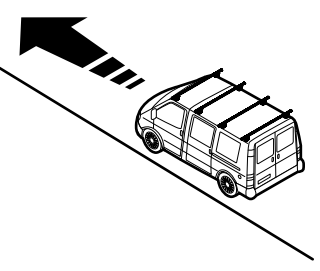
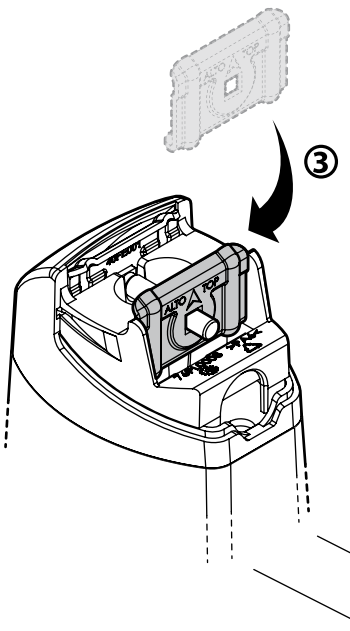
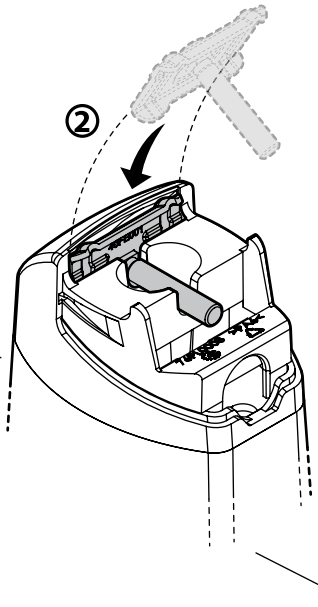
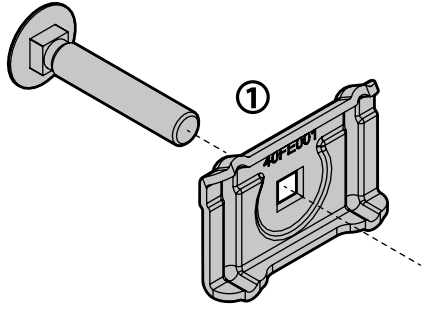


ALLUMINIO
Aluminium

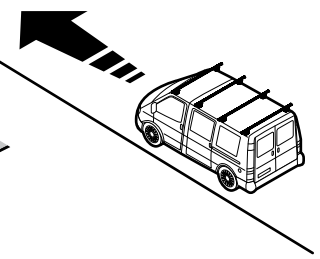
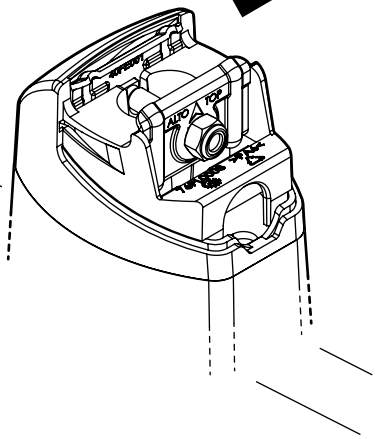
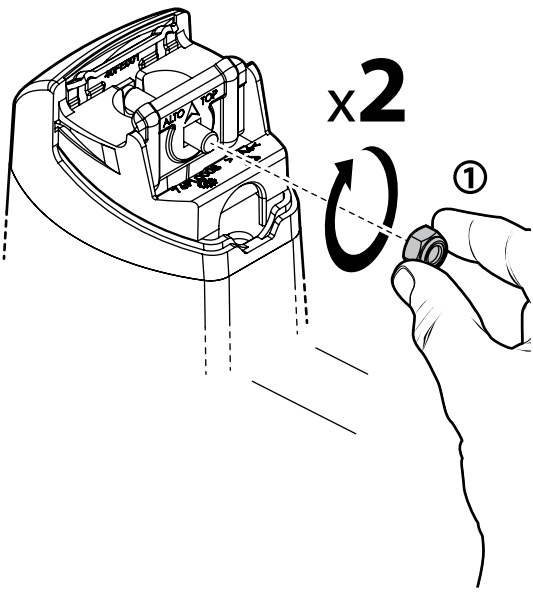
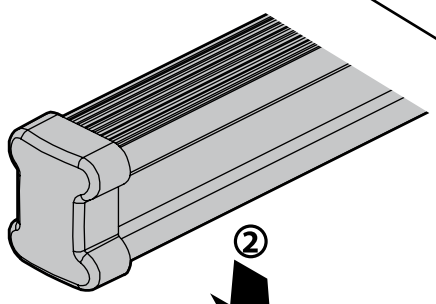
MONTAGGIO DIRETTO
SUI KIT PIEDI SPECIFICI
DIRECTLY ON FOOT KITS
BEFESTIGUNGSFÜSSE



3

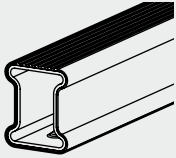


4




5

A



Kargo



ACCIAIO
Steel

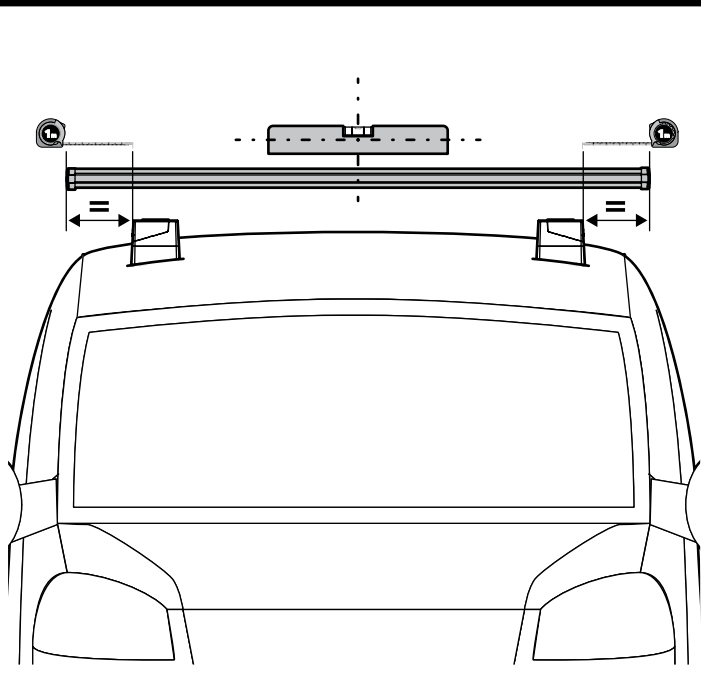
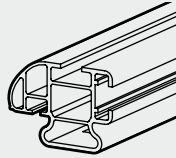



Diagram showing the Kargo steel bar being installed on a car roof. The bar is shown being placed over the roof rails, with arrows indicating the direction of movement.

B



Kargo-Plus



ALLUMINIO
Aluminium

①

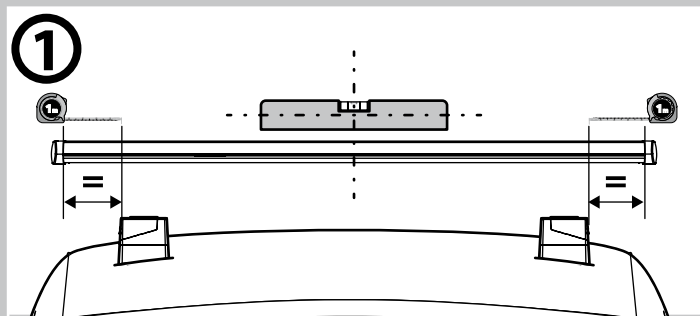


Diagram showing the Kargo-Plus aluminium bar being installed on a car roof. The bar is shown being placed over the roof rails, with arrows indicating the direction of movement.

②

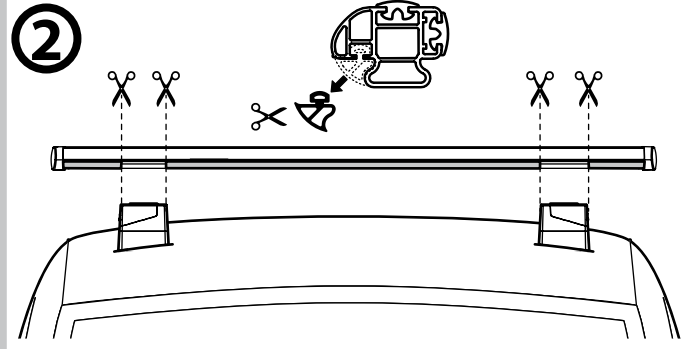
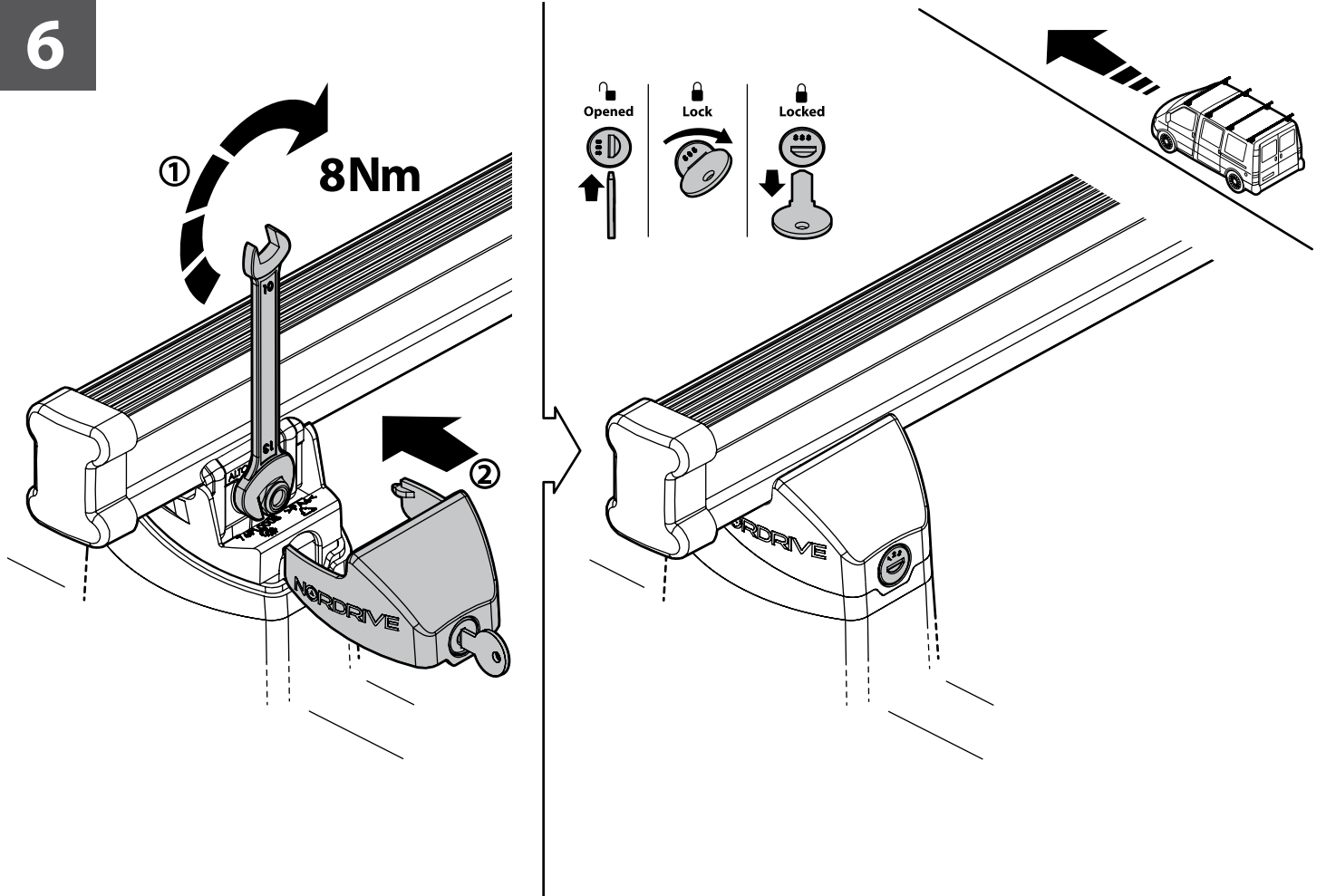


Diagram showing the Kargo-Plus aluminium bar being installed on a car roof. The bar is shown being placed over the roof rails, with arrows indicating the direction of movement. A small inset shows the bar being cut to length with scissors.

6




① 8Nm

②

NOORDRIVE

Opened Lock Locked



Legend for bar locking states:

- Opened: Key icon with an upward arrow.
- Lock: Key icon with a circular arrow.
- Locked: Key icon with a downward arrow.

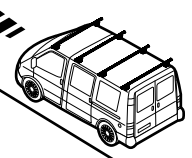
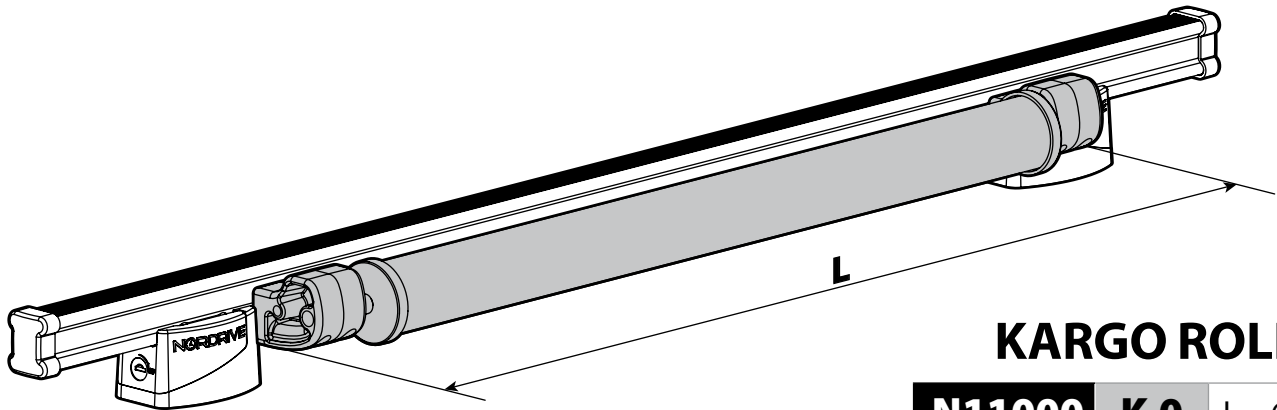


Diagram showing a van with the Kargo-Plus bar installed on its roof. An arrow points to the van, indicating the final installation step.

Kargo series

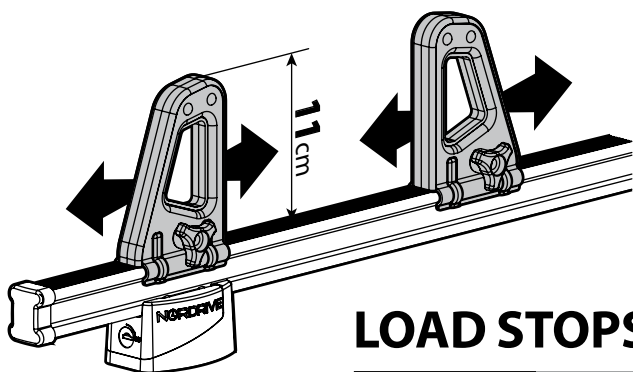


Acciaio / Steel



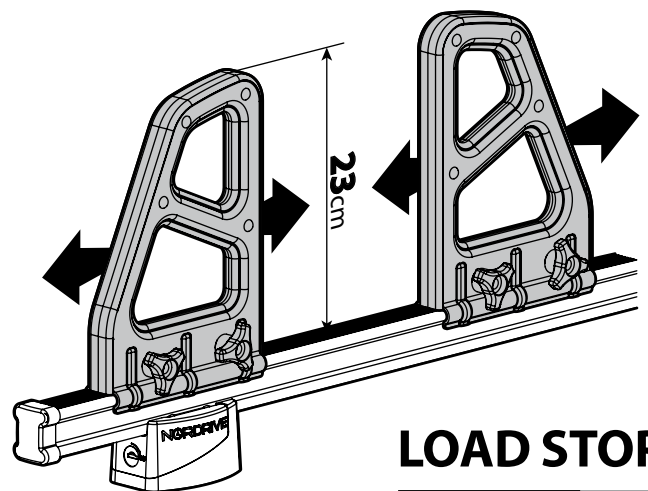
KARGO ROLLER

N11000	K-0	L = 64 cm
N11003	K-7	L = 96 cm



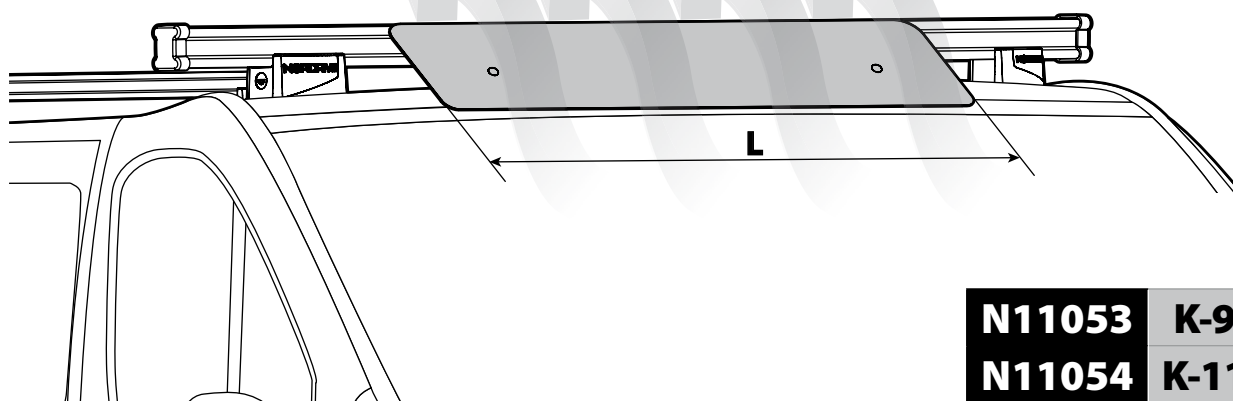
LOAD STOPS

N11001 K-1



LOAD STOPS

N11002 K-2

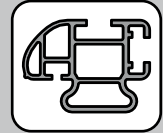


SPOILER

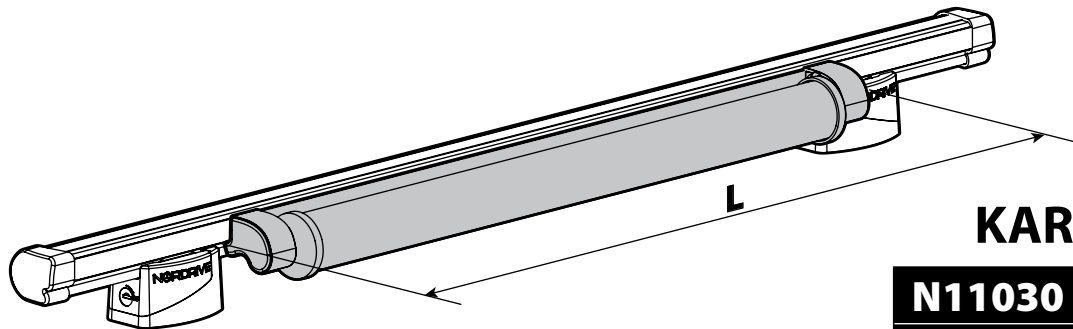
N11053	K-9	L = 95 cm
N11054	K-11	L = 110 cm

OPTIONALS PER / FOR / FÜR:

Kargo-Plus series

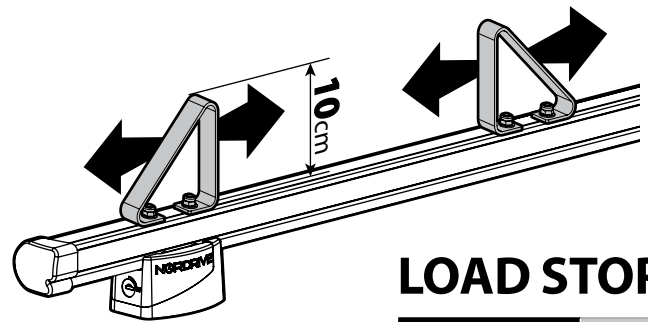
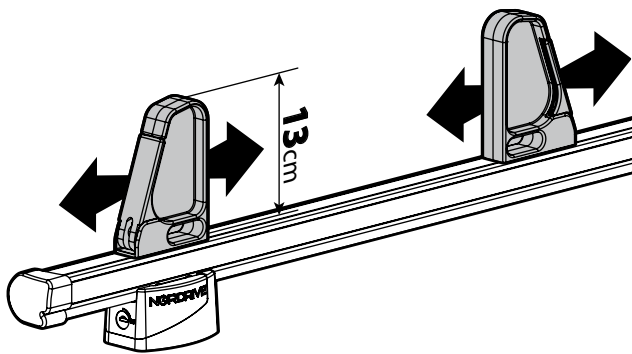


Alluminio / Aluminium



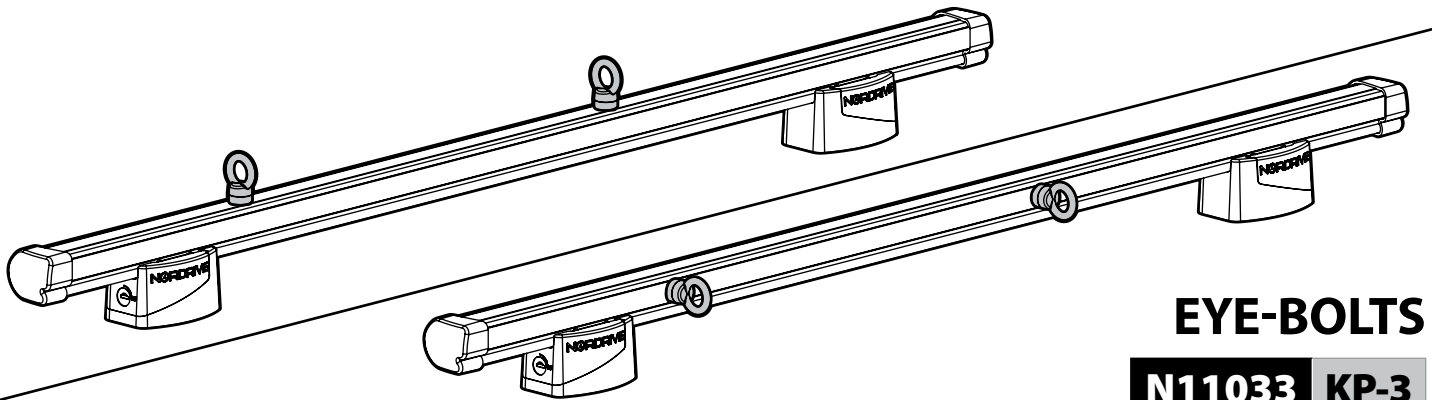
KARGO ROLLER

N11030	KP-0	L = 64 cm
N11034	KP-7	L = 96 cm



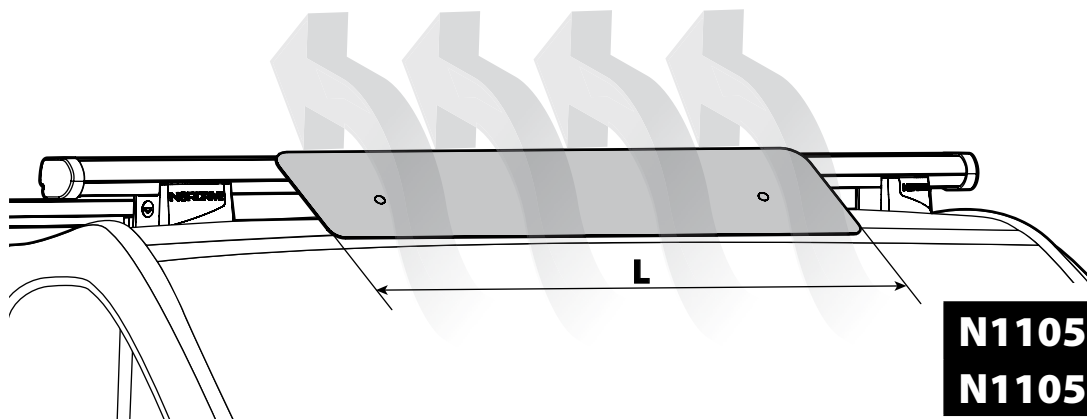
LOAD STOPS

N11031 KP-1



EYE-BOLTS

N11033 KP-3



SPOILER

N11057	KP-9	L = 95 cm
N11058	KP-11	L = 110 cm

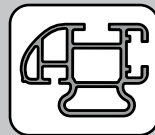
OPTIONALS PER / FOR / FÜR:

Kargo series



Acciaio / Steel

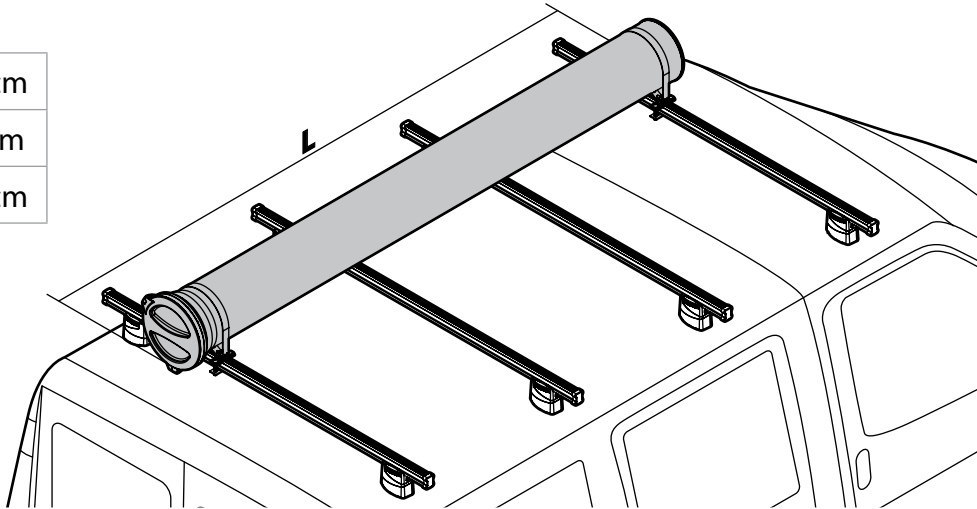
Kargo-Plus
series



Alluminio / Aluminium

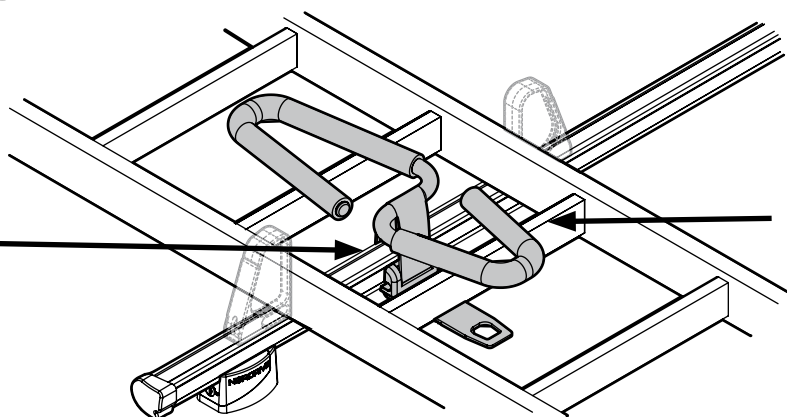
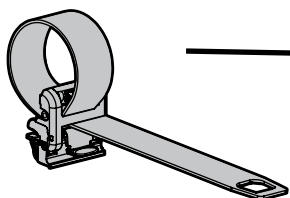
KARGO-TUBE

N11050	T200	L = 205 cm
N11051	T300	L = 305 cm
N11052	T400	L = 405 cm



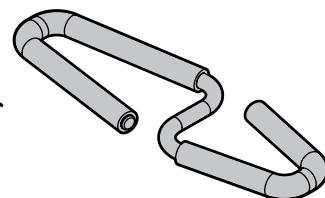
LADDER HOLDER STRAPS

N11065 U-5



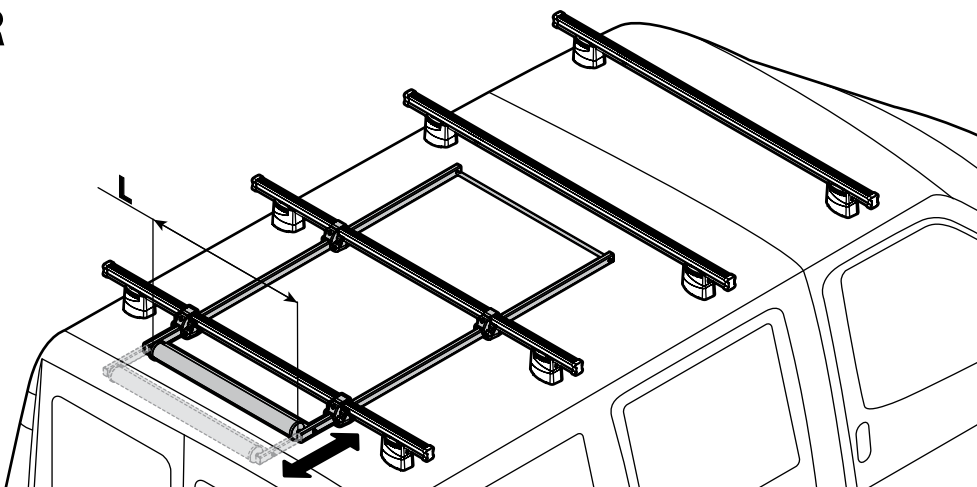
LADDER STEP ADAPTER

N11067 U-6



EXTENSION ROLLER

N11020	U-0	L = 64 cm
N11021	U-7	L = 96 cm



- (I) Lotto di produzione da comunicare per eventuali ricambi
- (GB) Production lot number to be communicated for any spare parts
- (F) Lot de production à communiquer pour toute pièce de rechange
- (D) Produktionscharge für eventuelle Ersatzteile
- (E) Lote de producción a comunicar por cualquier repuesto

Lot.

NORDRIVE®
TRANSPORT SOLUTIONS

NORDRIVE® is a registered trademark of
LAMPA S.p.A.
Via G. Rossa 53/55, 46019 Viadana (MN) ITALY
Tel. +39 0375 820700
UNI EN ISO 9001:2008 Certified Company
www.nordrive.it
www.lampa.it